

Assembly Instructions

Heavy-Duty, 2 Tier Folding Chair Dolly

Item 711TCC

Required Tools

9/16" Wrench



Adjustable Wrench



Parts Listing

A - Upright Post

2 Pieces



B - Hanger Bar

2 Pieces



C - Cross Bar

1 Pieces



D - Base End Bar

2 Pieces



E - Hanger Arm

12 Pieces



FW - Fixed Wheel Assembly

2 Pieces



SW - Swivel Wheel Assembly w/Brake

2 Pieces




3/8" x 2 1/2" Bolt

4 Pieces



3/8" x 2" Bolt

2 Pieces



3/8" x 1 3/4" Bolt

24 Pieces



3/8" x Hex Nut

30 Pieces

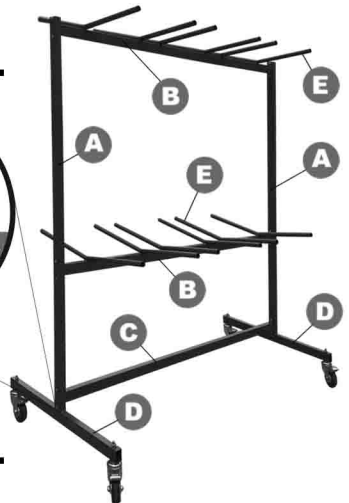
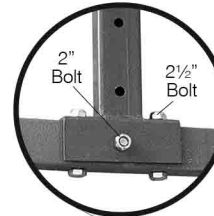
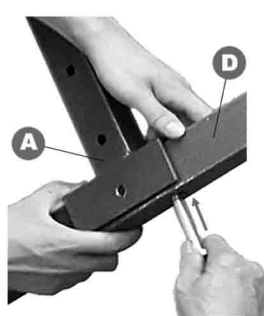


Step 1

Attach an Upright Post (A) to a Base End Bar (D) using two 2 1/2" Bolts (up from the bottom) and one 2" Bolt (in from the outside).

Tighten all Hex Nuts securely.

Repeat Step 1 for the other Upright Post.

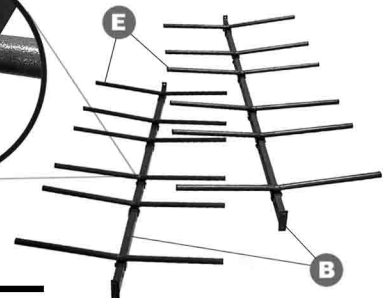



Step 2

Attach Hanger Arms (E) to Hanger Bars (B) using the 1 3/4" Bolts.

Tighten all Hex Nuts securely.

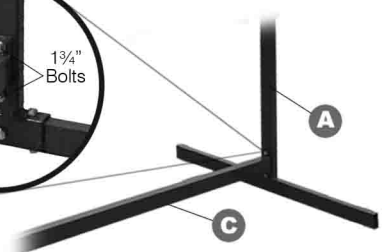
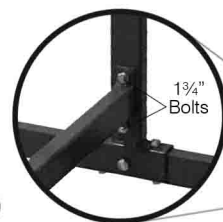
Repeat this Step for the second Hanger Bar.



Step 3

Attach Cross Bar (C) to the Uprights (A) using two 1 3/4" Bolts at each end.

Tighten all Hex Nuts securely.




Assembly Instructions (Continued)

Heavy-Duty, 2 Tier Folding Chair Dolly

Item 711TCC

Step 4

Connect assembled Hanger Bars (B) to the Uprights (A) using two 1 $\frac{3}{4}$ " Bolts at each end. Tighten all Hex Nuts securely.

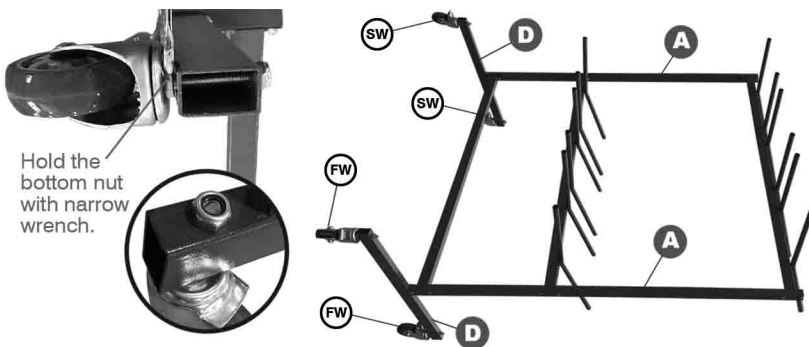


Step 5

Insert both Fixed Wheel Assemblies (FW) into the bottom of the Base End Bar (D) and tighten Top Lock Nuts.

Then insert both Swivel Wheel Assemblies (SW) into the Base End Bar (D) and tighten Top Lock Nuts.

Note: Keep Swivel Wheels in locked position during assembly.



Step 6

Turn completed Dolly upright. *This should be a two person job.*

IMPORTANT: Be sure the Swivel Wheels are locked to prevent Dolly from slipping.

Double check all parts for alignment and re-tighten all Hex Nuts securely.

Warnings:

- Always check stability before using.
- Improper assembly or loose bolts may lead to damage or injury.
- Do not stand or lean on the Dolly.
- Do not overload with more than 800 lbs.
- For use with PDG folding chairs only.

